



National Marine Manufacturers Association

nmma.org

ECONOMIC SIGNIFICANCE OF RECREATIONAL BOATING IN ARIZONA

CONGRESSIONAL DISTRICT 4

Number of Recreational Boats*	38,929
Recreational Boating Industry Businesses	166
Total Jobs	3,481
Annual Recreational Boating-Related Spending	\$185.1 MILLION





TOTAL ANNUAL ECONOMIC IMPACT OF RECREATIONAL BOATING:

\$438.7 MILLION

RECREATIONAL BOATS IN AZ-4

TOTAL BOATS* ▶ **38,929**

REGISTERED BOATS	38,929
Power boats	28,927
PWCs	8,999
Sailboats	370
Other Boats	633
HOUSEHOLDS PER BOAT	7.2

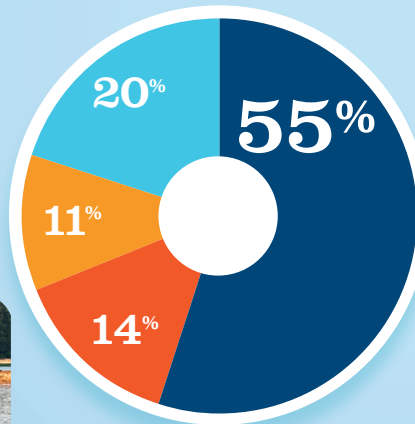


* Total boats are registered boats as reported by states to the USCG.

RECREATIONAL BOATING CREATES JOBS IN AZ-4

TOTAL BOATING JOBS ▶ **1,000**

Boat Building	199
Motor / Engine Mfgr.	1
Accessory / Supplies Mfgr.	113
Dealers / Wholesalers	143
Boat Services	544



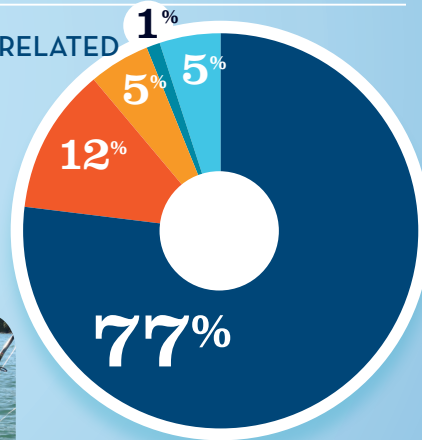
● BOAT BUILDING
 ● DLRS/WHOLESALERS
 ● MOTOR/ENG. MFGR. †
 ● BOAT SERVICES
 ● ACC./SUPPLIES MFGR.
 ● † 0%



RECREATIONAL BOATING-RELATED BUSINESSES IN AZ-4

TOTAL BUSINESSES ▶ **166**

Boat Building	9
Motor / Engine Mfgr.	1
Accessory / Supplies Mfgr.	8
Dealers / Wholesalers	20
Boat Services	128



● BOAT BUILDING
 ● DLRS/WHOLESALERS
 ● MOTOR/ENG. MFGR.
 ● BOAT SERVICES
 ● ACC./SUPPLIES MFGR.




ESTIMATED JOBS IMPACT OF RECREATIONAL BOATING-RELATED SPENDING IN AZ-4

EST. TOTAL JOBS ▶ **3,481**

EST. TOTAL LABOR INCOME ▶ **\$144.5** MILLIONS

Est. Direct Income	\$59.0
Est. Indirect Income	\$35.7
Est. Induced Income	\$49.8



RECREATIONAL BOATING INDUSTRY SALES IN AZ-4

Boat Building	\$51.3
Motor / Engine Mfgr.	\$0.6
Accessory / Supplies Mfgr.	\$27.5
TOTAL MFGR. SALES	\$79.4

Dealers / Wholesalers	\$67.4
Boat Services	\$102.8
TOTAL RETAIL & SERVICES SALES	\$170.2

● BOAT BUILDING
 ● DLRS/WHOLESALERS
 ● MOTOR/ENG. MFGR.
 ● BOAT SERVICES
 ● ACC./SUPPLIES MFGR.

